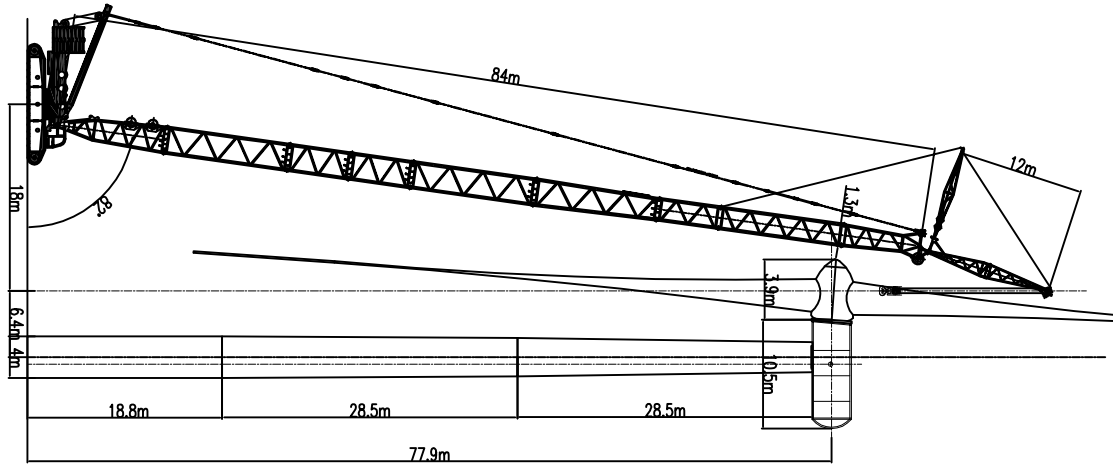
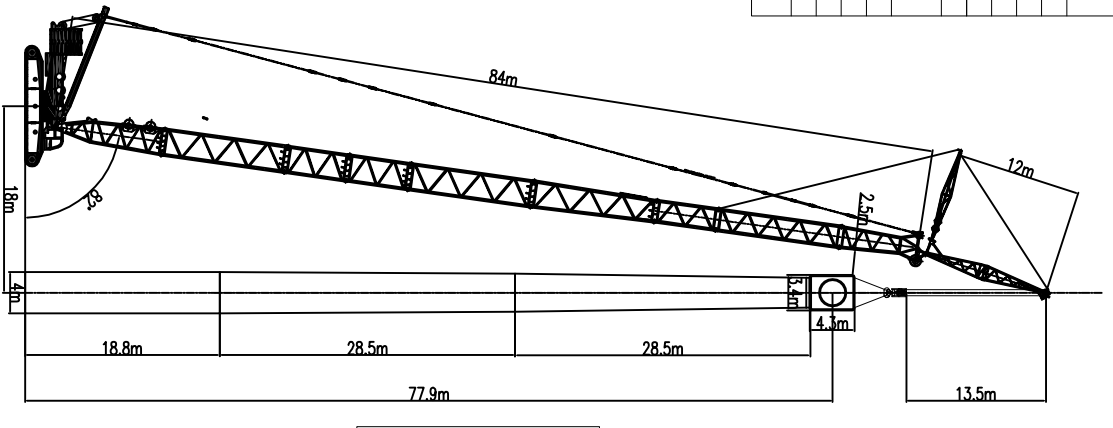


**10° OFFSET**



MAIN CRANE TEREX CC-2800/1 CRAWLER CRANE, MAXIMUM LIFTING CAPACITY - 600t.	
CONFIGURATION	SH+LF2
MAIN BOOM LENGTH	84.0 m
FIXED JIB (OFFSET 10°)	12.0 m
CRANE COUNTERWEIGHT	180.0 t
CENTRAL BALLAST	60.0 t
WORKING RADIUS	18.0 m
WEIGHT OF BLADE	9.5 t
HOOK BLOCK (2 X 200 t.)	5.5 t
LIFTING GEARS	1.5 t
TOTAL LIFT WEIGHT	<b>16.5 t</b>
SAFE WORKING LOAD	102.0 t
PERCENTAGE OF SWL	16.1%

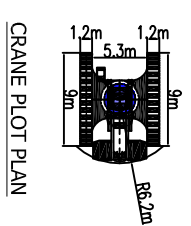
**10° OFFSET**



MAIN CRANE TEREX CC-2800/1 CRAWLER CRANE, MAXIMUM LIFTING CAPACITY - 600t.	
CONFIGURATION	SH+LF2
MAIN BOOM LENGTH	84.0 m
FIXED JIB (OFFSET 10°)	12.0 m
CRANE COUNTERWEIGHT	180.0 t
CENTRAL BALLAST	60.0 t
WORKING RADIUS	18.0 m
WEIGHT OF NACELLE+HUB	93.5 t
HOOK BLOCK (2 X 200 t.)	5.5 t
LIFTING GEARS	1.5 t
TOTAL LIFT WEIGHT	<b>100.5 t</b>
SAFE WORKING LOAD	102.0 t
PERCENTAGE OF SWL	98.5%

CRANE PLACEMENT AREA SHOULD BE COMPACTED AND LEVELED AND GROUND PRESSURE SHOULD BE MIN 40MT/M.

Use Steel Plate under Crawler Track



CRANE PLOT PLAN

**NOTE:**  
# All Dimensions Are In Meter.  
# PRELIMINARY LIFTING STUDY.  
# LIFTING LUG/ EYES DETAILS NOT AVAILABLE.

REV.	DATE	BY	CHKD.	DESCRIPTION
1				WORKING RADIUS CHANGED
				ALTERATION

DATE	BY	CHKD.	DESCRIPTION
			SWAGING
			CRANE
			MADE BY
			DATE
			DATE
			DATE

TITLE	PROJECT	CLIENT	CONSULTANT
ERECTOR OF GAMESEA WTC	ALLCARGO LOGISTICS LTD.	ALLCARGO LOGISTICS LTD.	ALLCARGO LOGISTICS LTD.

NO.	DATE	BY	CHKD.	DESCRIPTION
1				SWAGING
				CRANE
				MADE BY
				DATE
				DATE
				DATE